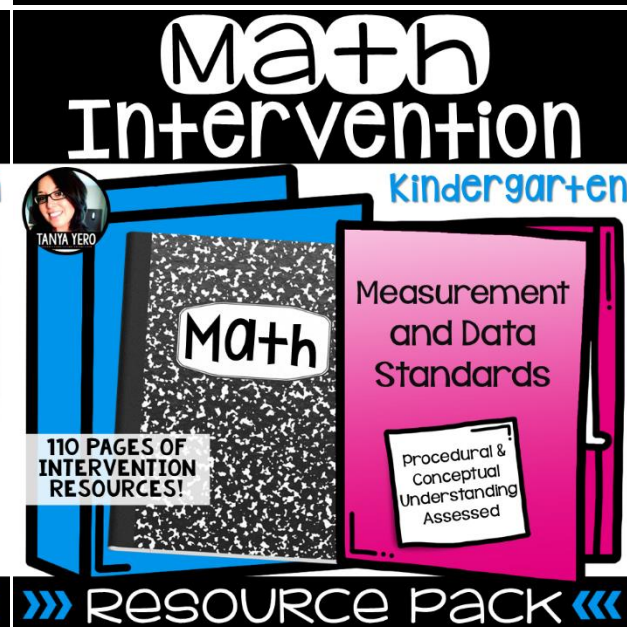
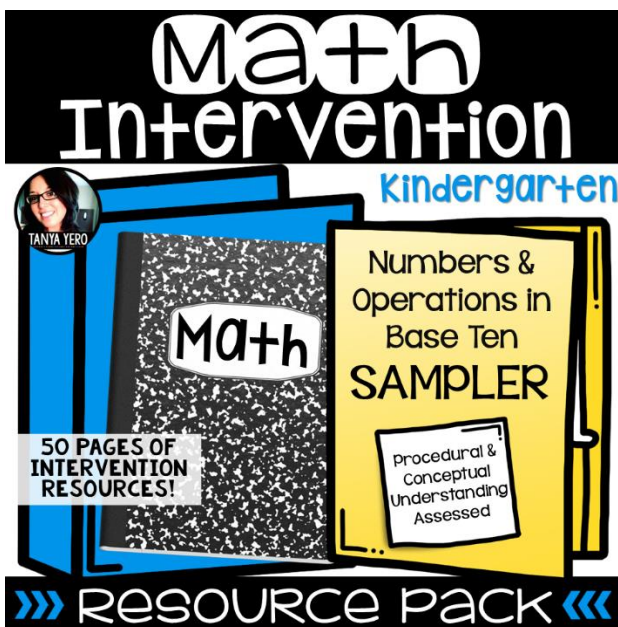
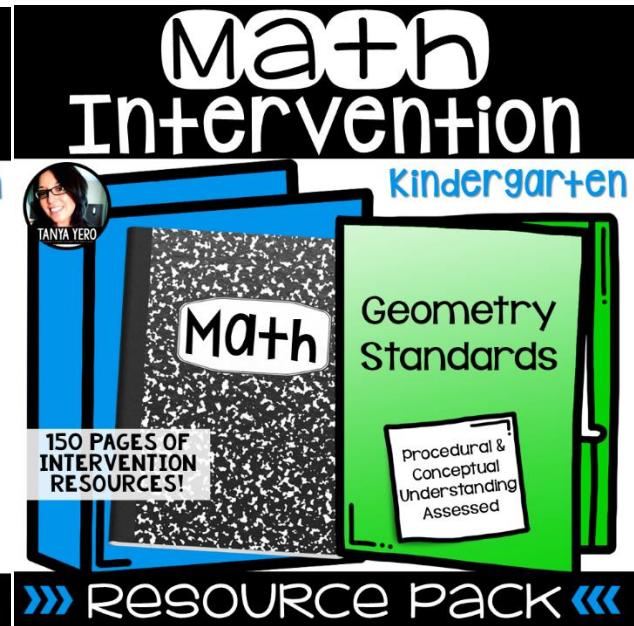
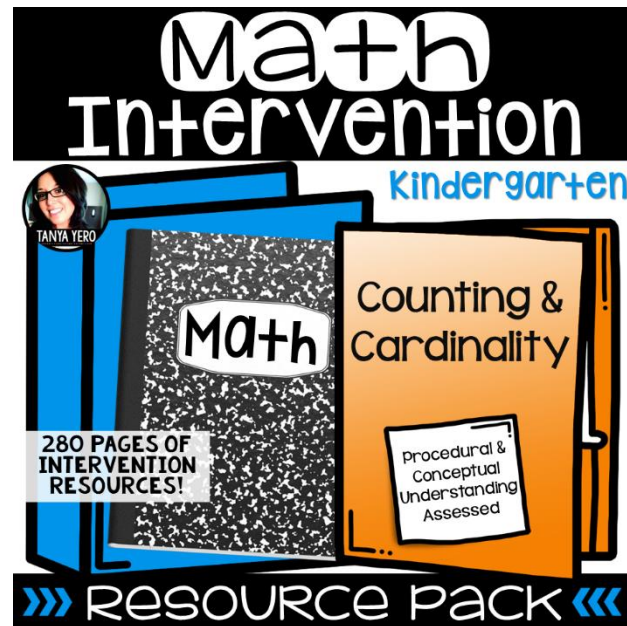


Math Intervention

TANYA YERO Teaching💡

KINDERGARTEN
STANDARDS

BUY NOW AND
SAVE \$8.00



COMPLETE BUNDLE

THANK YOU FOR YOUR PURCHASE!



TANYA YERO



CONNECT WITH ME!



TERMS OF USE

Copyright © Tanya Yero. All rights reserved by creator. This product is to be used by the original downloader only. Copying for more than one teacher, classroom, team, grade level, department, school, or school system is prohibited. This product may not be distributed or displayed digitally for public view. Failure to comply is a copyright infringement and a violation of the Digital Millennium Copyright Act (DMCA). Clipart and elements found in this PDF are copyrighted and cannot be extracted and used outside of this file without permission or license. Please contact me if you wish to be granted special authorizations.

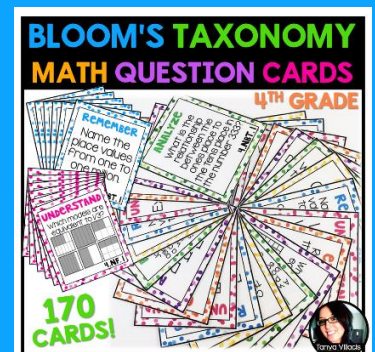

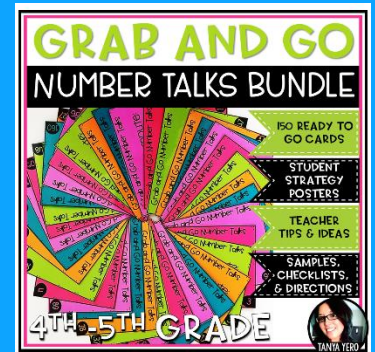
YOU MAY:

- Use this item for personal use. The purchase of this product is good for one classroom.
- Review, pin, and/or provide feedback of this product online. Please include a link.
- Purchase additional licenses or share store link with others and/or online.

YOU MAY NOT:

- Make copies, email, and/or share this resource
- Post this resource or any portion of this product online.
- Share, sell, or claim this product as your own.
- Use any part of this product when creating your own resources for sale online.

CHECK OUT MY OTHER PRODUCTS!

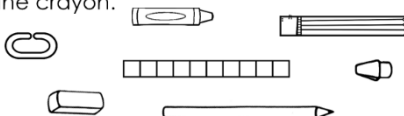


How to use the materials included


Pretest and Item Analysis sheet is designed to pinpoint exactly where your students' needs are.

Name: _____ Date: _____
Measurement & Data Pre-Test K.MD.1 - K.MD.3

1.) Color the things that are shorter than the crayon.




2.) Draw something that is taller than the flower.




Name: _____ Date: _____
Measurement & Data Pre-Test K.MD.1 - K.MD.3

4.) Circle the set of items that will be heavier.




5.) Circle the stick that is longer. Complete the sentence.




_____ blocks are longer than _____ s.


Name: _____ Date: _____
Measurement & Data Pre-Test K.MD.1 - K.MD.3

7.) Draw more to make the scale balance. How many more did you draw




8.) Draw a line to match each item with category.

Animals 


School supplies 

9.) Circle sets of 2. Cross out sets of 3. Draw a box around sets of 4.




Name: _____ Date: _____
Measurement & Data Pre-Test K.MD.1 - K.MD.3


10.) Draw a line to match each set with its category. Write how many are in each category.




Set of 1




Set of 2



Set of 3



Set of 4



Item Analysis Data Sheet Per Student Measurement and Data Pre-Test K.MD.1 - K.MD.3

Student Name: _____

#s	Standard	Procedural Understanding	Conceptual Understanding	(M) Missed
#1	K.MD.1	X		
#2	K.MD.1		X	
#3	K.MD.1		X	
#4	K.MD.2	X		
#5	K.MD.2		X	
#6	K.MD.1		X	
#7	K.MD.2		X	
#8	K.MD.3	X		
#9	K.MD.3	X		
#10	K.MD.3		X	

Printables are included for reviewing procedural and conceptual understanding for each standard/topic.

Item Analysis Data Sheet
Measurement and Data Pre-Test

Student Name: _____

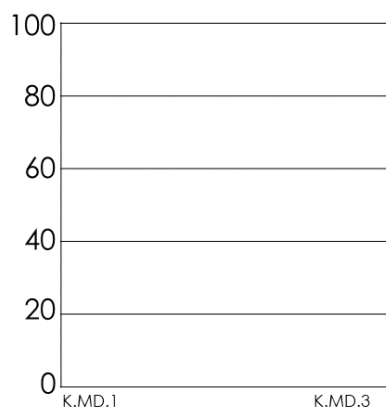
#'s	Standard	Procedural Understanding	Content
#1	K.MD.1	X	
#2	K.MD.1		
#3	K.MD.1		
#4	K.MD.2	X	
#5	K.MD.2		
#6	K.MD.1		
#7	K.MD.2		
#8	K.MD.3	X	
#9	K.MD.3	X	
#10	K.MD.3		

Student initials go in top row. X means the student missed the question.

Item Analysis Data Sheet for Class
Measurement and Data Pre-Test K.MD.1 - K.MD.3

Quick Check Assessment
Measurement and Data Pre-Test

Student Name: _____



Intervention time spent: _____

Pre-test score: _____

Post-test score: _____

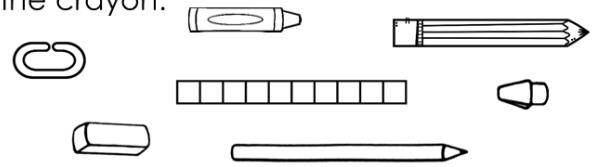
Notes: _____

Name: _____

Date: _____

Measurement & Data Pre-Test K.MD.1 - K.MD.3

1.) Color the things that are shorter than the crayon.



2.) Draw something that is taller than the flower.



3.) Draw something that is shorter than the child.




Resources for every

step of intervention!

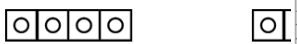
Name: _____

Measurement and Data Pre-Test K.MD.1 - K.MD.3

4.) Circle the set of items that is heavier.




5.) Circle the stick that is longer. Write the number of blocks in the sentence.



_____ blocks are longer than _____ blocks.

6.) Circle the tools that can measure the child.



We measure things to find out how much we can measure length and height.

Math Vocabulary: Taller, shorter
For each problem, circle the item that is longer to describe each picture to you.

1.) 2.)

3.)

We measure things to find out how much we can measure weight.

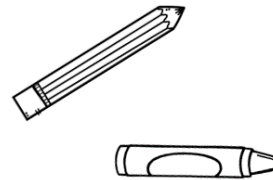
Math Vocabulary: heavier, lighter
For each problem, circle the animal that is heavier to describe each picture to you.

1.)

3.)

Answer each question.


1.) Circle the shorter item.




2.) Draw something taller than the house.



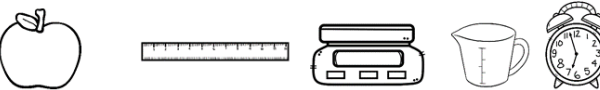
3.) Circle the tool that can be used to measure time.



4.) Which item is heavier, the rock or the feather?



5.) Circle all the ways you can measure an apple.



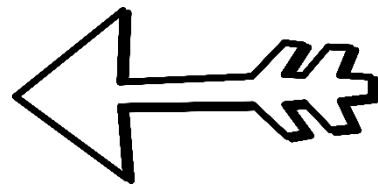

TANYA YERO Teaching

WHERE *creativity* MEETS PRACTICALITY



THANK You

for downloading this product!



Follow Me

on TpT for notifications on my latest products and freebies!

OTHER PLACES TO FIND ME:



Copyright © Tanya Yero. All rights reserved by creator. This product is to be used by the original downloader only. Copying for more than one teacher, classroom, team, grade level, department, school, or school system is prohibited. This product may not be distributed or displayed digitally for public view. Failure to comply is a copyright infringement and a violation of the Digital Millennium Copyright Act (DMCA). Clipart and elements found in this PDF are copyrighted and cannot be extracted and used outside of this file without permission or license. Please contact me if you wish to be granted special authorizations.