DIGITAL CLASSROOM ESCAPE

PREVIEW & INFORMATION

TANYA YERO Teaching

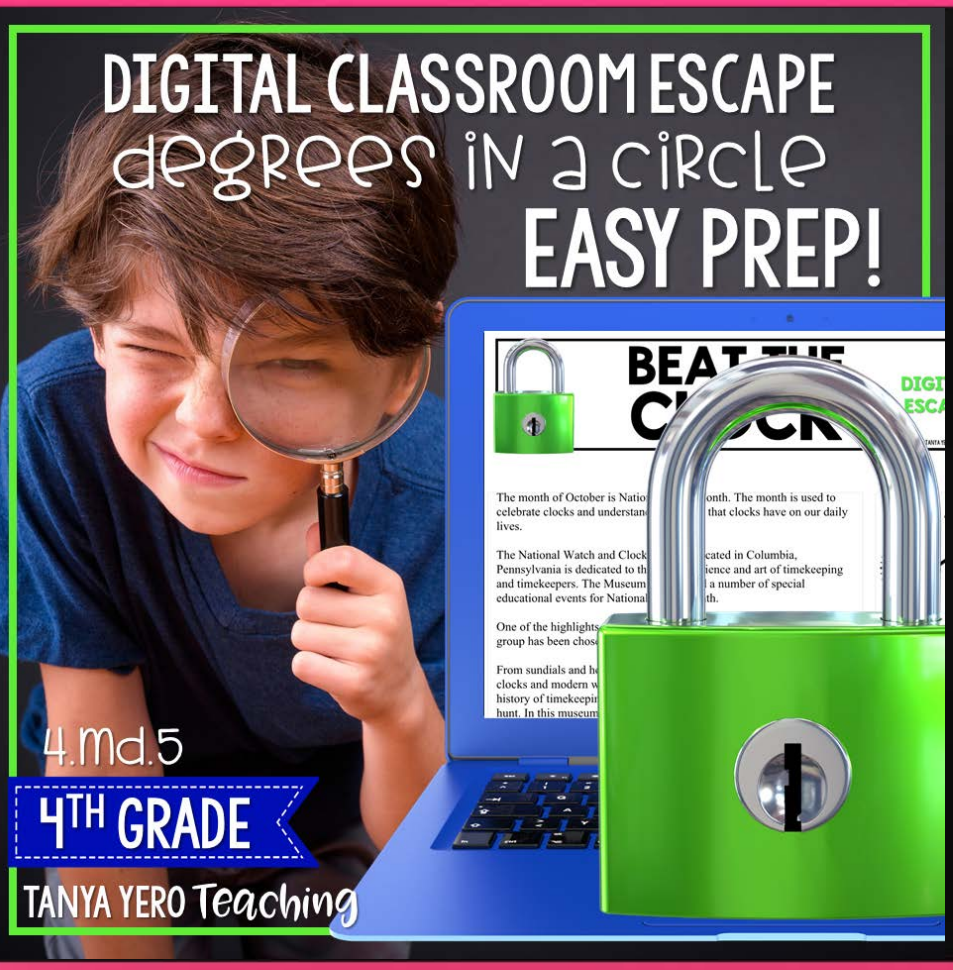

YOU JUST NEED THE INTERNET!

FUN FOR STUDENTS

WHAT IS A DIGITAL ESCAPE?

A digital classroom escape is an interactive activity in which teams of students use clues to solve challenges and unlock "digital locks." These activities consist of two academic activities aligned to a specific math skill and two puzzlers/ challenges. Teacher directions and tips are included!

ESCAPE THE FACTORY

DIGITAL ESCAPE

TANYA YERO Teaching

Follow these rules:

- Once you and your team are ready to start, hit the timer button. You are not allowed to pause or change the time.
- You are allowed ONE FREE HINT. Afterwards, you are allowed two more hints, but they will cost you three minutes added to your time!
- You must follow the order of the activities, starting with Activity #1.
- HAVE FUN!

Hillcrest Elementary School teacher, Mabel Markel loves school supplies. In fact she has the largest desk of any teacher on campus to store all of her treasures. Mrs. Markel's favorite supply is Paper Pal markers. Her giant desk houses more than 500 markers including more than 50 different colors. She even has special scented markers she uses when a student receives a high grade on an exam. If the student can correctly identify the scent of the marker, Mrs. Markel gives the marker to the student.

Several months ago, Paper Pal began building a new factory only 10 miles away from Hillcrest Elementary School. Many teachers joked that the only reason Paper Pal chose this location was to save

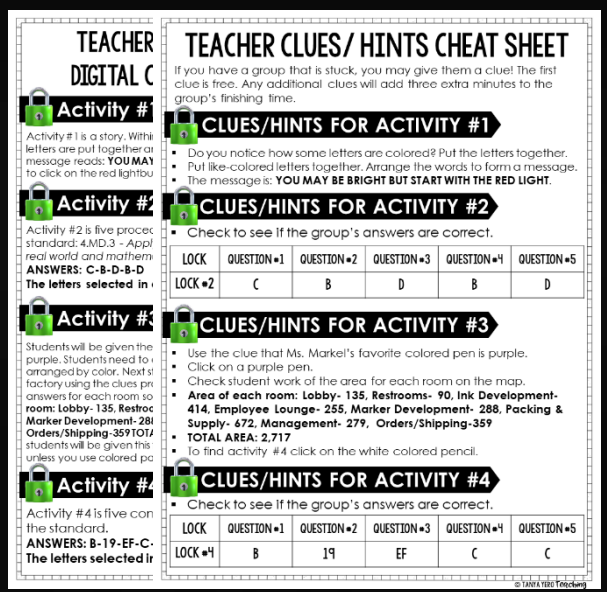

TEACHER CLUES/ HINTS CHEAT SHEET

If you have a group that is stuck, you may give them a clue! The first clue is free. Any additional clues will add three extra minutes to the group's finishing time.

CLUES/HINTS FOR ACTIVITY #1

- Do you notice how some letters are colored? Put the letters together.
- Put like-colored letters together. Arrange the words to form a message.
- The message is: **YOU MAY BE BRIGHT BUT START WITH THE RED LIGHT**.

CLUES/HINTS FOR ACTIVITY #2

- Check to see if the group's answers are correct.

LOCK	QUESTION #1	QUESTION #2	QUESTION #3	QUESTION #4	QUESTION #5
LOCK #2	C	B	D	B	D

CLUES/HINTS FOR ACTIVITY #3

- Use the clue that Ms. Markel's favorite colored pen is purple.
- Click on a purple pen.
- Check student work of the area for each room on the map.
- **Area of each room: Lobby- 135, Restrooms- 90, Ink Development- 414, Employee Lounge- 255, Marker Development- 288, Packing & Supply- 672, Management- 279, Orders/Shipping-359**
- **TOTAL AREA: 2,717**
- To find activity #4 click on the white colored pencil.

CLUES/HINTS FOR ACTIVITY #4

- Check to see if the group's answers are correct.

LOCK	QUESTION #1	QUESTION #2	QUESTION #3	QUESTION #4	QUESTION #5
LOCK #4	B	19	EF	C	C

© TANYA YERO Teaching

WHAT DO I NEED TO ACCESS THESE ESCAPES?

You need access to the internet and technology devices. These escapes work on Chromebooks, iPads, and laptops! You **DO NOT** need a Google account or access to Google Classroom to use Digital Classroom Escapes.

BENEFITS OF A DIGITAL ESCAPE:

- ❑ EASY PREP! Nothing to print except for teacher directions and tips.
- ❑ Interactive for students
- ❑ Immediate student feedback
- ❑ Practice of a specific math skill
- ❑ Promotes team building/ peer collaboration
- ❑ Promotes problem solving skills
- ❑ Targets technology standards

EVERYTHING YOU NEED IS HERE!

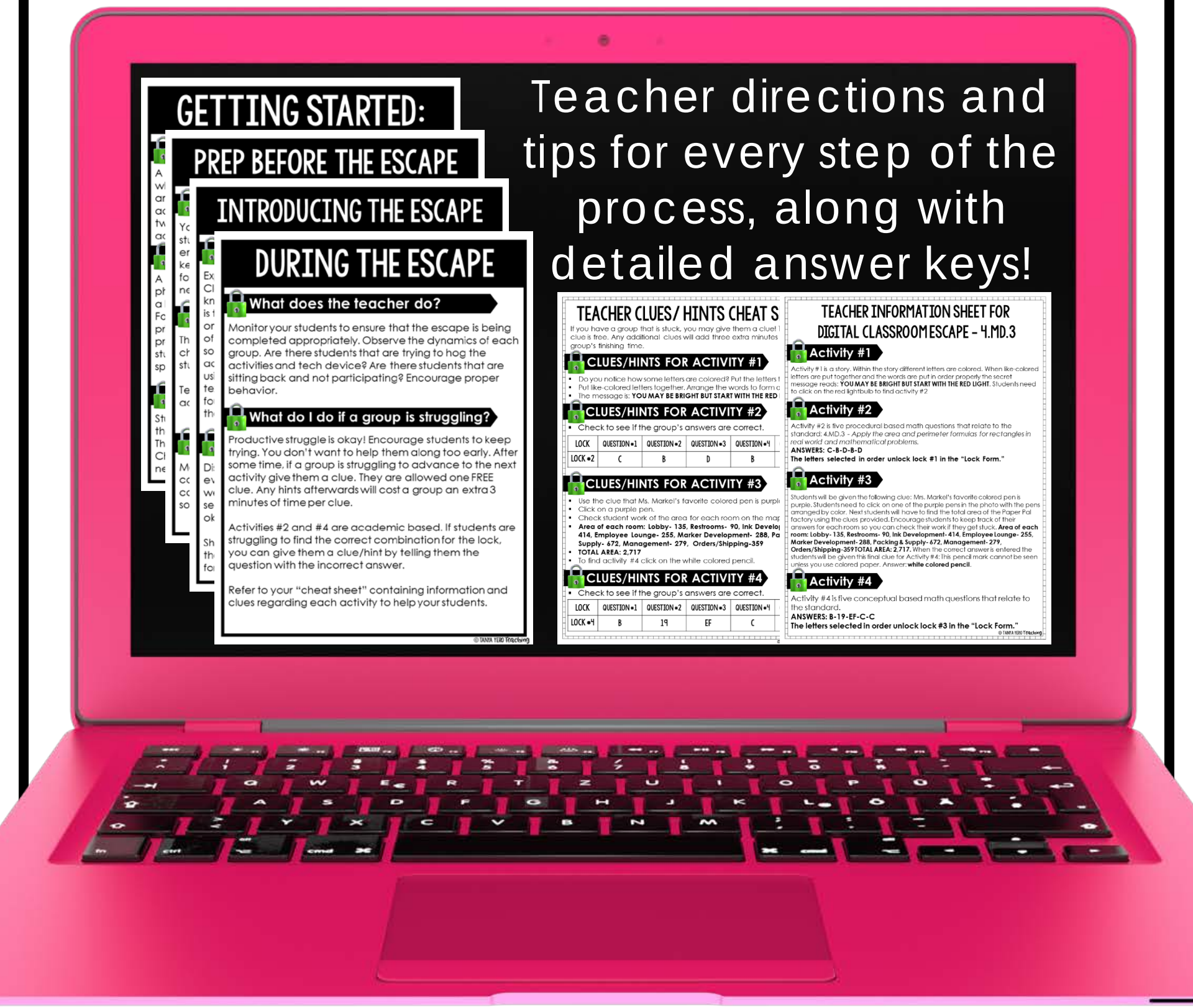

WANT MORE MATH ESCAPES?

Check out our other Math Digital Classroom Escapes!

TANYA YERO Teaching