



TANYA YERO Teaching

TANYA YERO Teaching

DIGITAL CLASSROOM ESCAPE

I don't know YET!

Growth Mindset

START HERE

Welcome to the Growth Mindset Digital Classroom Escape! Your students will need to challenge their growth mindset and work together to escape the classroom.

DIGITAL CLASSROOM ESCAPE

BACK TO SCHOOL CHALLENGE

START HERE

Welcome to the Back to School Challenge Digital Classroom Escape! Your students will need to work together to escape the classroom.

DIGITAL CLASSROOM ESCAPE

Back To School Bundle


WHAT IS A DIGITAL ESCAPE?

A digital classroom escape is an interactive activity in which teams of students use clues to solve challenges and unlock “digital locks.” Each Digital Classroom Escape has three-four puzzlers and challenges for students to complete! Teacher directions and tips are included!

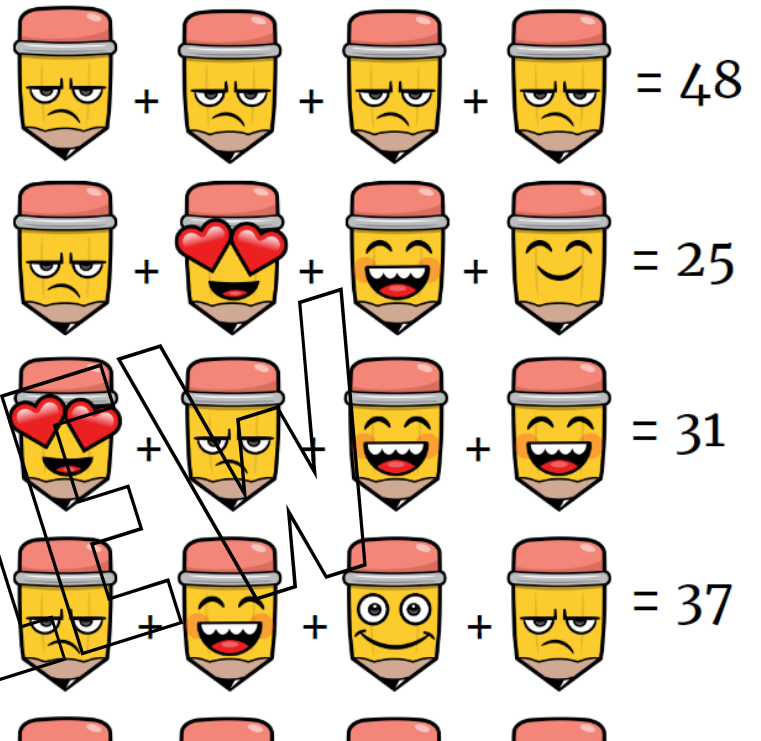


PREVIEW OF CHALLENGES

Decipher the code below. Enter the secret code into the lock for



Find the value of each pencil below. Then head back to the lock form.



WHAT YOU SAY MATTERS!

Sort thru the statements and decide if each one is an example of a fixed or growth mindset. Next, rearrange the statements in the growth mindset column in numeric order. Enter the numbers into the LOCK FORM.

FIXED MINDSET

GROWTH MINDSET

Feedback is very constructive. (20)

I wasn't born great at Math, I've had to learn it all. (7)

I don't like to be challenged. (50)

I want to challenge myself. (91)

I'm not good at it yet. (24)

Mistakes help me learn better. (48)

I learn from my failures. (67)

I make too many mistakes. (19)

If I fail, I'm no good. (46)

Math makes me anxious. (9)

My plan didn't work out. It's over. (81)

I'll try some of the strategies we've learned. (13)

Some people are born good at Math, I'm not one of them. (1)

I'm not good at baseball. (34)

I give up. (35)

I'm just not the type of person that can help my homework organized. (90)

In the past, I didn't have much success organizing my homework. (100)

I'm still working thru anxieties I have with Math. (2)

What am I missing? How can I improve? (36)

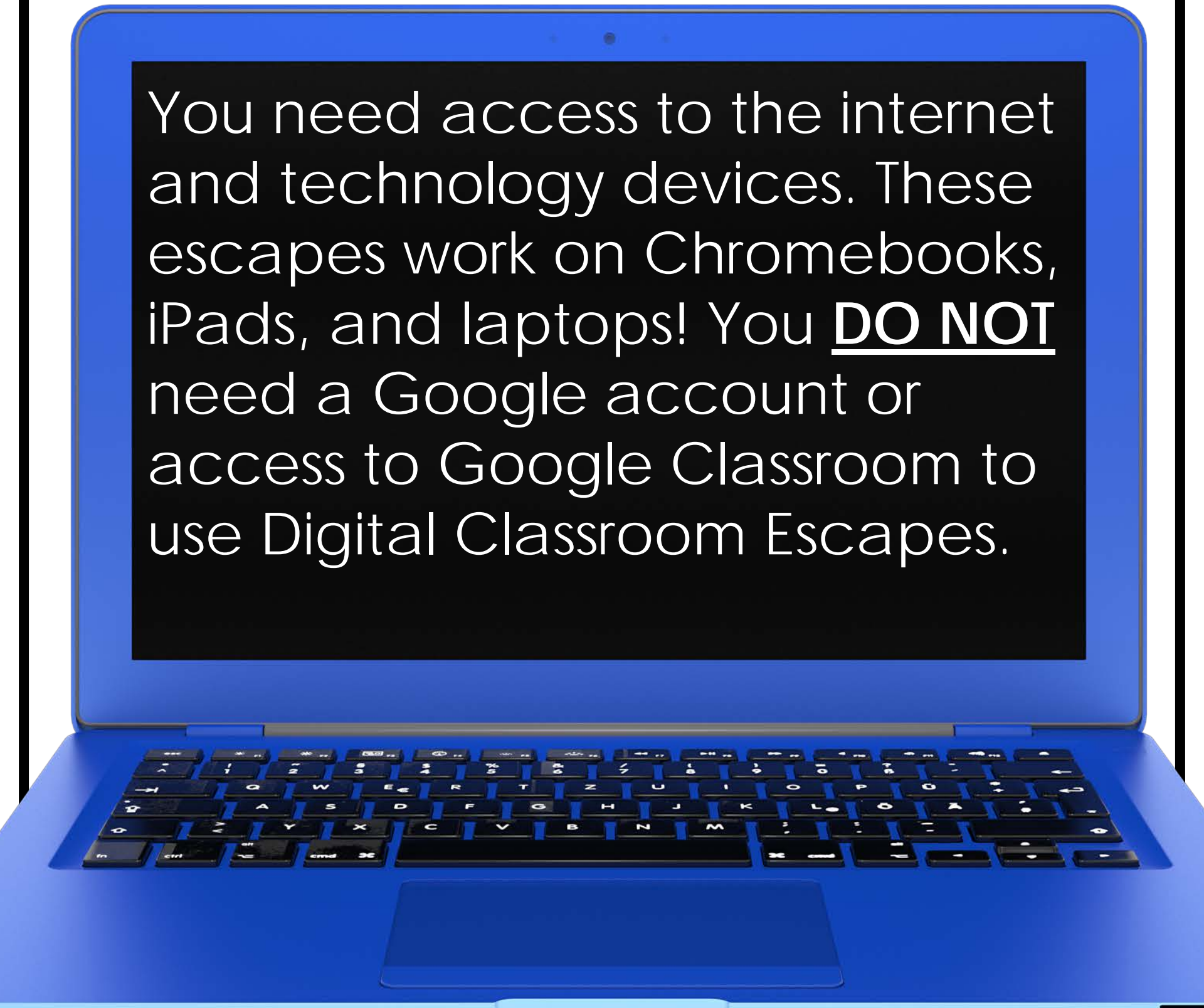
Time to try plan B. (72)

Feedback is very personal. (15)

I'm just bad at it, I don't care. (22)

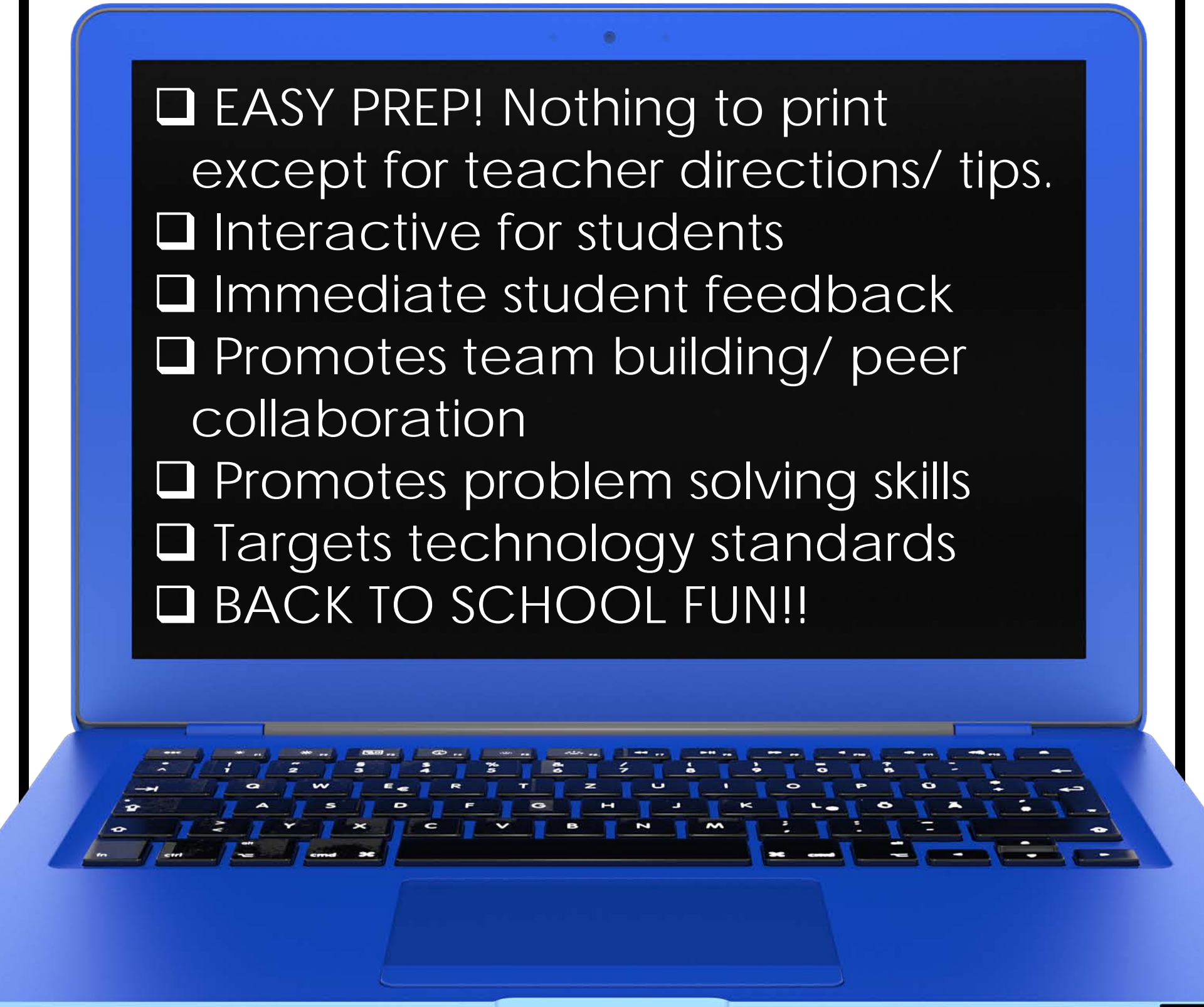
WHAT DO I NEED TO ACCESS THIS ESCAPE?

You need access to the internet and technology devices. These escapes work on Chromebooks, iPads, and laptops! You **DO NOT** need a Google account or access to Google Classroom to use Digital Classroom Escapes.



BENEFITS OF A DIGITAL ESCAPE:

- ☐ EASY PREP! Nothing to print except for teacher directions/ tips.
- ☐ Interactive for students
- ☐ Immediate student feedback
- ☐ Promotes team building/ peer collaboration
- ☐ Promotes problem solving skills
- ☐ Targets technology standards
- ☐ BACK TO SCHOOL FUN!!



EVERYTHING YOU NEED IS HERE!

GETTING STARTED:

PREP BEFORE THE ESCAPE

INTRODUCING THE ESCAPE

DURING THE ESCAPE

What does the teacher do?

Monitor your students to ensure that the escape is being completed appropriately. Observe the dynamics of each group. Are there students that are trying to hog the activities and tech device? Are there students that are sitting back and not participating? Encourage proper behavior.

What do I do if a group is struggling?

Productive struggle is okay! Encourage students to keep trying. You don't want to help them along too early. After some time, if a group is struggling to advance to the next activity give them a clue. They are allowed one FREE clue. Any hints afterwards will cost a group an extra 3 minutes of time per clue.

Activities #2 and #4 are academic based. If students are struggling to find the correct combination for the lock, you can give them a clue/hint by telling them the question with the incorrect answer.

Refer to your "cheat sheet" containing information and clues regarding each activity to help your students.

© TARA TUD Teaching

Teacher directions and tips for every step of the process, along with detailed answer keys!

TEACHER INFORMATION SHEET FOR DIGITAL ESCAPE - BACK TO SCHOOL ESCAPE

Activity #1

Activity #1 starts with a poem. There are blue and pink colored letters throughout the poem. When pulled out and placed in order 1 letters reveal the following secret message: **LOOK UNDER BUS FOUR**. Students need to click under the front bumper of bus #4 in the photo of all the buses. For activity #1 students need to click the different symbols. The message says: **SOLVE ONE THOUSAND MINUS FIVE HUNDRED SIXTY TWO**. Students need to enter the code of that subtraction problem into the lock form. **ANSWER: 438**

Activity #2

To find activity #2 students need to use the clue "You and you will have to **STICK TOGETHER** for the next challenge." Student to click on the yellow bottle of glue in the photo of the school supplies. For activity #2 students will need to find the price of storage bin using the prices of the other items on the receipt. **PRICE OF STORAGE BIN: \$4.67. \$4.67** needs to be entered into the lock form.

Activity #3

Students are given the clue: "You better hurry, lunch is soon! What are you having? Oh, you know...what teachers always eat." Students need to click on the apple with the notebook and school supplies. Activity #3 is a math challenge. Students will need to find the value of each item. **ANSWERS: pencil with big eyes: 5, pencil with an angry face: 1, pencil with heart eyes: 3, pencil with open mouth: 8, pencil with closed eyes/thin smile: 2**. Students will need to enter the total value of symbols into the LOCK FORM found on the main page. **ANSWER: 12**

STUDENT CLUES/ HINTS CHEAT SHEET

If you have a group that is stuck, you may give them a clue! Use this sheet as a guide for providing clues. The first clue is free. Any additional clues will add three extra minutes to the group's finishing time.

CLUES/HINTS FOR ACTIVITY #1

- Do you notice that some of the letters in the poem are colored blue and pink? Try pulling out those letters to reveal a message.
- Secret message: **SOLVE LOOK UNDER BUS THIRTY FOUR**.
- Click under the front bumper of bus #34.
- Deciphered message: **ONE THOUSAND MINUS FIVE HUNDRED SIXTY TWO**.
- Enter **438** into the LOCK FORM.

CLUES/HINTS FOR ACTIVITY #2

- Do you notice how the words **STICK TOGETHER** are capitalized? What is sticky?
- Click on the **yellow bottle of glue** to find your next challenge.
- Activity #2 - price of storage bin **\$4.67**

CLUES/HINTS FOR ACTIVITY #3

- What fruit are teachers always given? (**APPLE**)
- Click on the apple near the notebook.
- You may give students a value of a pencil if they are struggling. Suggested pencil: pencil with big eyes
- ANSWERS: pencil with big eyes: 5, pencil with an angry face: 12, pencil with heart eyes: 3, pencil with open mouth: 8, pencil with closed eyes/thin smile: 2**
- Enter **30** into the LOCK FORM.

© TARA TUD Teaching

CHECK OUT OUR MATH ESCAPES!



TANYA YERO Teaching