

POWER MATH Reference Mats

3RD GRADE

Differentiated

3 Levels of Work

LOW PREP!

POWER MATH Reference Mats

3RD GRADE

Differentiated 3 Levels of Work LOW PREP!

POWER MATH Reference Mats

3RD GRADE

Differentiated 3 Levels of Work LOW PREP!


POWER MATH Reference Mats

3RD GRADE

Differentiated 3 Levels of Work LOW PREP!

POWER Math Reference Mat+
GROUP A 3.OA.1

Target Skills:
1.) Define a quadrilateral
2.) Identify quadrilaterals
3.) Recognize attributes of squares and rectangles

What shapes are ALL of the following?


These 4 shapes are all _____.

Draw a line to sort the shapes from 1 group.

1. Square
2. Diamond
3. Rectangle
4. Trapezoid

Name: _____

TANYA YERO Teaching

GEOMETRY * TAKE THE GUESS WORK OUT OF ROTATIONS!

POWER MATH Reference Mats

3RD GRADE

Differentiated 3 Levels of Work LOW PREP!

POWER Math Reference Mat+
GROUP A 3.OA.1

Target Skills:
1.) Multiply number of groups by number in each group to find the total number of objects in equal-sized groups

Complete the sentences by finding:
 1. Alton has 3 boxes in 4 different bags.
 2. Alton has 3 apples in 3 bowls. Also
 3. Alton has 4 cookies in 4 different pan
 4. Alton bought 5 packs of gum, each

Complete the sentences by finding:
 1. Alton has 12 shoes in each of 4 different
 2. Alton has 48 apples divided evenly into 8
 3. Alton has 24 cards placed into some post
 4. Alton bought 120 pieces of gum, each

Solve:
 1.) All Books A Thousand
 2.) Pupils Talk will walk your dog
 3.) Pupils Talk will walk your dog every 4
 4.) Pupils Talk will walk your dog every 4
 5.) Pupils Talk will walk your dog every 4
 6.) Pupils Talk will walk your dog every 4
 7.) Pupils Talk will walk your dog every 4
 8.) Pupils Talk will walk your dog every 4
 9.) Pupils Talk will walk your dog every 4
 10.) Pupils Talk will walk your dog every 4

2019 APRIL

TANYA YERO Teaching

OA * TAKE THE GUESS WORK OUT OF ROTATIONS!

POWER MATH Reference Mats

3RD GRADE

Differentiated 3 Levels of Work LOW PREP!

POWER Math Reference Mat+
GROUP A 3.NF.1

Target Skills:
1.) Identify the numerator and the denominator
2.) Identify fractions as equal parts
3.) Identify unit fractions

Circle the fractions that have only _____.

Name the fractions shown.

Draw the fraction given.

2 3
4 4

1 2
3 4

TANYA YERO Teaching

NF * TAKE THE GUESS WORK OUT OF ROTATIONS!

POWER Math Reference Mat+
GROUP C 3.NBT.1

Target Skills:
1.) Round accurately
2.) Fully comprehend and apply rounding rules

Round to the nearest ten.
 41,208 _____ 357 _____ 7,532 _____
 Round to the nearest hundred.
 10,472 _____ 8,516 _____ 928 _____

What is the largest number that would round to 800?
 What is the smallest number that would round to 700?

Use some rounded up or down. Explain why they are incorrect.
 Round to the nearest ten. Round to the nearest hundred.

1. 7,324	7,330	4,991	500
2. 1,045	1,040	5,40,892	51,000
3. 382	400	6,976	1,000

WORK OUT OF ROTATIONS!

COMPLETE BUNDLE

What are **POWER MATH** Reference Mats?

Guided Math Reference Mats are designed to assist teachers during math rotations. Housed with specific target skills for each level in your class, Guided Math Reference Mats come with various problems for you to give to your students when working in small groups. Group A is for students who are in need of remediation, Group B is for students working on grade level, and Group C is for students who need enrichment.

Design of each mat:

Each mat comes with target skills that are designed to match the needs of each student level in your class. There are questions/problems for each target skill which can be given to your students.

POWER Math Reference Mat
GROUP A 3.MD.2 Measure & estimate liquid volumes & masses using g, kg and L. Add, subtract, multiply or divide to solve one-step word problems involving the same mass/volume units.

Target Skills:
1.) Measure volume based upon drawings
2.) Estimate the mass/volume of real-world objects

What is the volume in each test tube? **#1**

Circle the correct volume or mass. **#2**

1. Greg was thirsty so he drank some water. How much did he drink?	1 L	1 kg
2. Geoff is going on a 50 mile trip. How much gas does he need?	1 L	10 L
3. Gracie received a new ring. What is its mass?	5 L	5 g
4. Gigi has a chair. What is its mass?	8 g	8 kg

This purchase contains 18 Guided Math Reference Mats for all the geometry standards for 4th grade. For each standard there are three mats for different ability levels in your classroom. Designed to meet the needs of your students, these mats can be used during small group instruction or anytime you need specific examples aligned to remediation, on grade level work, or enrichment. Answer keys are included. Materials needed: whiteboards, expo markers, and erasers OR paper and pencils.

SAMPLE POWER MATH MATS

POWER Math Reference Mat
GROUP A 3.MD.2 Measure & estimate liquid volumes & masses using g, kg and L. Add, subtract, multiply or divide to solve one-step word problems involving the same mass/volume units.

Target Skills:

- 1.) Measure volume based upon drawings
- 2.) Estimate the mass/volume of real-world objects

What is the volume in each test tube? #1

POWER Math Reference Mat
GROUP B 3.MD.2 Measure & estimate liquid volumes & masses using g, kg and L. Add, subtract, multiply or divide to solve one-step word problems involving the same mass/volume units.

Target Skills:

- 1.) Estimate the volume or mass of real-world objects
- 2.) Solve one-step

Circle the most likely volume. #1

1. The soccer team drinks water. 1 L 6 L
2. You drink some sports drink after running 2 miles. 1 L 10 L

- Circle the correct volume or mass
1. Greg
 2. Geof
 3. Grac
 4. Gigi

POWER Math Reference Mat
GROUP C 3.MD.2 Measure & estimate liquid volumes & masses using g, kg and L. Add, subtract, multiply or divide to solve one-step word problems involving the same mass/volume units.

Target Skills:

- 1.) Solve one-step mass or volume word problems
- 2.) Solve multi-step mass or volume word problems

Find the correct answer to the question. Please use the correct labels. #1

1. There were 30 kg of potatoes. If Gena was to put 6 kg in each sack, how many sacks would she need? _____
2. Each twin had a book with mass of 3 kg. What is the total mass of the books? _____
3. Gavin picked up 12 kg of trash on Monday and 15 kg on Tuesday. How much trash did Gavin pick up altogether? _____

- Circle the most likely mass.** #2
- | | |
|------|-------|
| 3 g | 3 kg |
| 12 g | 12 kg |
| 15 g | 15 kg |
| 7 g | 7 kg |


labels. #3

ee, how much coffee
of coffee
How many doses did
as
tling team. How much
___ L

Find the correct answer to the question. Remember to use labels. #2

1. Gabby bought 5 kg of pineapples, 2 kg of apples and 4 kg of bananas. What was the mass of Gabby's fruit? _____
2. There was 20 L of juice but the team drank 8 L. If the remaining juice was put evenly into 3 containers, how much juice would be in each container? _____
3. Grayson found a bug that had a mass of 2 grams. What would be the mass of 7 bugs? _____

Don't miss out on more **P**OWER MATH FUN!



 RIGOROUS
QUESTIONS

 CONCEPTUAL
THINKING

 TEST PREP
RESOURCES

 OPEN ENDED
QUESTIONS

[CLICK HERE
TO SHOP](#)

3RD GRADE
POWER
PROBLEMS

4TH GRADE
POWER
PROBLEMS

5TH GRADE
POWER
PROBLEMS

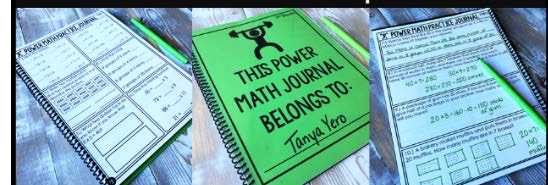
3RD GRADE
POWER
Problems **HD**

4TH GRADE
POWER
Problems **HD**

5TH GRADE
POWER
Problems **HD**

3RD GRADE
POWER
Math Journal

250 Questions * Test Prep * Practice

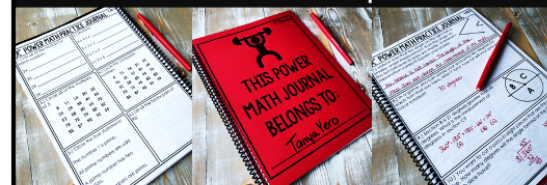


Procedural & Conceptual Understanding

TANYA YERO Teaching

4TH GRADE
POWER
Math Journal

280 Questions * Test Prep * Practice

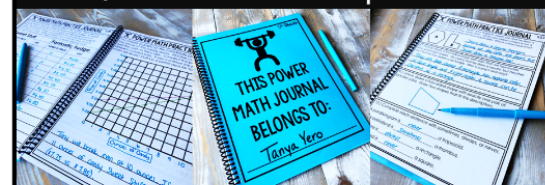


Procedural & Conceptual Understanding

TANYA YERO Teaching

5TH GRADE
POWER
Math Journal

260 Questions * Test Prep * Practice



Procedural & Conceptual Understanding

TANYA YERO Teaching